



Grading of Pulpwood

Swedish Regulations for Timber Measurement

Version 2021-04-01

Contents

1	INTRODUCTION	2
1.1	Swedish regulations for timber measurement – timber measurement legislation	2
1.2	Scope and application of these regulations.....	2
1.3	Basic requirements for measurement/grading – delivery check.....	3
2	QUALITY REQUIREMENTS CONCERNING MERCHANTABLE LOGS	3
2.1	Assortment – tree species or group.....	3
2.2	Dimensions	4
2.3	Delimiting (branch stubs and forks)	6
2.4	Forest rot.....	7
2.5	Storage decay	7
2.6	Dry logs.....	8
2.7	Freshness	8
2.8	Foreign matter, contaminated logs	8
3	GRADING OF STACKS AS PRIMA OR SEKUNDA CLASS	8
3.1	Introduction and grading table	8
3.2	Incorrect species, dry logs.....	9
3.3	Forest rot.....	10
3.4	Dimensions and delimiting	10
3.5	Overdimensioned logs.....	11
3.6	Foreign matter, contaminated logs	11
4	ASSESSMENT OF FRESHNESS AND STORAGE ROT.....	11
5	GRADING BASED ON CONTROL GROUP	12
6	CHECKS OF GRADING	13
7	REVISION HISTORY.....	15
	APPENDICES.....	16
	Appendix 1 Use of Assortment Codes 16, 18 and 19	16
	Appendix 2. Reason codes used in log-by-log and stack measurement.....	17
	Appendix 3. Summary of agreement-based regulations	18
	Appendix 4. Table for assessing rot proportion	19
	Appendix 5. Forest rot in pulpwood - instruction for assessment.....	20

1 Introduction

1.1 Swedish regulations for timber measurement – timber measurement legislation

Swedish Regulations for Timber Measurement are adopted by the Biometria Board on the basis of recommendations from RMR (Council for Measurement and Reporting). The documentation for RMR is prepared by the Biometria department for development and IT. In certain cases, the Swedish regulations are supplemented with business-related regulations. Regulations and instructions concerning checks and follow-up are briefly described in each measurement regulation document and in separate documents. Current versions of measurement regulations and measurement inspection documents can be retrieved from www.biometria.se.

Timber measurement in Sweden is regulated by special legislation, the Swedish Timber Measurement Act. This Act and the regulations of the Swedish Forest Agency on timber measurement form a fundamental regulatory framework for timber measurement and timber reporting in Sweden.

1.2 Scope and application of these regulations

These regulations apply when grading pulpwood, where the grading will form the basis of payment in a commercial transaction. Pulpwood is roundwood intended for production of pulp. This document concerns only the assessment of quality (grading). Pulpwood may be traded without considering quality aspects. Regulations concerning the assessment of quantity are found in other documents, such as *Measurement of Log Volume Under Bark* and *Measurement of Roundwood Stacks*. The main measurement unit for pulpwood quantity is solid volume under bark (m³sub).

The assessment process consists of two parts: delivery check and grading. These can be performed simultaneously, or at different times and locations, for example remote assessment based on photos of the consignment.

When the quality of logs is assessed, this involves dividing the logs into merchantable and non-merchantable, and estimating the percentage of forest rot in the log ends. Stacks are graded into Prima (Grade 1) and Sekunda (Grade 2) classes. When the quality of logs is assessed through log-by-log measurement, detailed regulations regarding quality can be closely observed. However, when stacks are measured or graded, only a small proportion of the logs are visible, and properties such as log-length, delimiting, etc. are difficult to determine with any great accuracy.

The quality of pulpwood concerns its suitability for pulp manufacture. Pulpwood manufacture can be said to start in the forest, so quality can be related to all operations after felling: transport, measurement, processability. It must be possible to transport the wood cost-effectively and safely, measure or assess the wood with the applicable methods, and debark and chip the wood at the mills. All these are quality aspects that the regulatory framework must consider.

1.3 Basic requirements for measurement/grading – delivery check

On delivery, the consignment is checked to ensure that the requirements for measurement/grading, e.g. confirmed identity and separate batches, correspond with applicable instructions and agreements. In addition, the wood is checked for merchantability, i.e. that it satisfies assortment requirements. In accordance with Chapter 3, stacks that do not fulfil the requirements to be graded as Sekunda are not merchantable, unless agreed otherwise. The delivery check detects obvious errors and defects, such as incorrect assortment, proportion of incorrect tree species/dry logs, rot far exceeding permitted limits, large stones, metal objects, etc. On agreement, non-merchantable stacks can be recorded as a different assortment, assuming that the requirements for this assortment are satisfied.

If the requirements are not fulfilled measurement/grading is refused. If measurement/grading is refused, both seller and buyer of the timber concerned are to be informed immediately, and notified of the reason for the refusal.

If the consignment is suspected to contain toxins or radioactivity, the buyer must be notified that the batch is to be investigated.

2 Quality requirements concerning merchantable logs

The following section describes quality requirements relating to individual logs. If the requirements are not met, the log is classed as non-merchantable. In Chapter 3, limits are given for grading of stacks into Prima and Sekunda grades, which is based on these log-based quality requirements.

2.1 Assortment – tree species or group

An assortment may comprise tree species/group or some other classification based on handling or properties.

Examples of assortments and the constituent tree species are given below. Pulpwood logs must be an approved species. An assortment such as hardwood pulpwood may be subdivided according to tree species or species groups. This classification means that stack grading includes an assessment of the proportion of each species or species group by volume. Other grounds for classification than tree species may be applied. If assessment of proportions affects the price, this must be followed up in the check grading, see Chapter 6.

Assortment/species	Approved species (unless agreed otherwise)
Spruce pulpwood	Spruce (<i>Picea abies</i>).
Softwood pulpwood	All softwoods
Lodgepole pulpwood	Lodgepole pine (<i>Pinus contorta</i>)
Birch pulpwood	Birch (<i>Betula pubescens</i> and <i>Betula pendula</i>)
Aspen pulpwood	Aspen and poplar
Beech pulpwood	Beech (<i>Fagus silvatica</i>) and maple
Hardwood pulpwood	All hardwoods, excl. oak and elm
Mixed pulpwood	All species, except oak and elm

The following handling- or property-related assortment classes are used for pulpwood:

Assortment code	Classification/explanation
10	pulpwood of varying lengths
11	pulpwood with storage rot
12	pulpwood in standard length (2 m)
13	pulpwood in standard length (3 m)
14	pulpwood that is not fresh
15	pulpwood that is healthy, fresh
16	may include pulpwood suitable for sawing, special pulpwood
18	thick pulpwood
19	dry logs may be included

2.2 Dimensions

Diameter and log length

Unless agreed otherwise, pulpwood logs must have the following minimum and maximum dimensions:

Diameter (under bark)	All pulpwood except thick pulpwood	Thick pulpwood
Minimum diameter	50 mm at minimum length	
Maximum diameter	700 mm	600 - 1250 mm

Log length

Minimum length: Timber of standard lengths:	standard length - 30 cm
Timber of varying lengths:	290 cm
Maximum length: Timber of standard lengths:	standard length + 30 cm
Timber of varying lengths:	580 cm

Maximum diameter is the largest individual measurement of log diameter. If the maximum diameter is exceeded, the log is recorded as overdimensioned.

In measurement of pulpwood, a log part with smaller diameter is regarded as tolerance. Log length is measured down to the agreed minimum diameter. Log length including log parts with smaller diameters may not exceed the agreed maximum length. Stemwood shorter than 150 cm or with a diameter < 50 mm at 150-cm length is recorded as logging residue, so it is neither measured nor recorded.




Figure 1. In measurement of pulpwood, a log part with underdiameter is tolerance. Length including log parts with underdiameters may not exceed the agreed maximum length.

Buttress and other unevenness, broken log

The largest diameter of a log under bark must not exceed the butt end diameter + 300 mm, or the maximum diameter 700 mm. The butt end diameter is measured 10 cm from the butt end, and 50 cm from the end for butt logs.

Exception is done for buttress where biggest diameter is more than three times the lowest diameter. In such cases the buttress is equated with delimiting errors.




Figure 2. Remaining buttress or other uneven sections that make handling difficult must be sufficiently levelled off.

Width of crook

The width of a crook must not exceed the largest diameter of the log + 30 cm, nor the maximum diameter + 10 cm. Width of crook is defined as the diameter of the smallest imaginary cylinder, with a length equal to the log length, through which the log can pass.




Figure 3. Measurement of width of crook.

2.3 Delimiting (branch stubs and forks)

Branch stubs remaining on the log, and forks, make transport and measurement difficult, and are difficult to process.

Length and diameter of branch stub/fork

Pulpwood logs must be satisfactorily delimited, so branches and forks must be cut to, or close to, the mantle surface.

A fork is a log from a stem that has split into two. The diameter of the fork limb under bark must be at least 30 mm, and at least half the main stem's diameter under bark. If these conditions are not fulfilled, the thinner stem section is regarded as a branch. A fork is called an open fork if the main stem and the fork limb are completely separated and there is air between them. In other cases, the fork is a closed fork. Closed forks are permitted in pulpwood.



Figure 4. Open fork - air between fork limbs; Closed fork - bark between the fork limbs.

Branch stubs/forks with a diameter ≥ 15 mm are tolerated. Thicker branch stubs/forks are tolerated if their height is < 16 cm. Diameter is measured close to the mantle surface, perpendicular to the direction of the branch stub/fork. The height of the branch stub/fork is its length perpendicular to the longitudinal axis of the log. If the branch stub continues beyond the length of the log, branch height is measured as the greatest height within the extent of the log. A broken part of a branch stub is not included. A branch stub is regarded as broken if its resistance when bending is less than that of an unbroken branch stub with a diameter of 15 mm under bark. For beech pulpwood, other limits may be agreed.

Any branch defects situated on underdimensioned log parts are ignored. Tolerance limits for branches and branch stubs may not be used deliberately and systematically.

Tolerance limits for remaining branch stub/fork	
Diameter under bark	Height of branch stub/fork
- 15 mm	Unlimited
≥ 16 mm	< 16 cm



Figure 5. Measurement of height of branch stub and fork.

2.4 Forest rot

Forest rot is dark rot, soft rot, and rot holes. Light, solid rot and aniline wood, both of which are first stages of forest rot, are not included. Forest rot is measured as a proportion of the surface area of the ends of the logs. In an individual log, an unlimited amount of forest rot is permitted. In log-by-log measurement, the proportion of rot is assessed in both ends. Rot diameter is expressed in mm, before the proportion of rot is calculated. On agreement, rot area may be converted to a rot volume, see Chapter 5. Guidelines for assessing forest rot are provided in Appendix 5.

2.5 Storage decay

Pulpwood logs may not have storage decay. A log is regarded as having storage decay if it has more than 10 % storage decay in a cross-section 15 cm from the log end. For pulpwood assortments other than spruce pulpwood, logs with 10-33 % storage decay in the cross section may, on agreement, be merchantable and recorded with a special code.

On agreement, the number of storage-decayed logs in a measurement unit (stack, etc) may be assessed. A simple investigation can be carried out using an axe while the wood is still on the vehicle, by chopping into the logs that are accessible. However, for more detailed investigation of storage decay, the wood must be unloaded and placed on a surface that permits cutting with a chainsaw.



Figure 6. Storage decay in spruce. Left: end surface of the log; Middle: a cross-section 15 cm from the log end; Right: Storage decay highlighted in black. Log diameter 20 cm, 25% storage rot (Rötskador i massaved, Swedish Forest Agency, 1989).

2.6 Dry logs

Pulpwood logs may not be dry. A log is classified as a dry log if the dryness has caused loss of bark. Dry logs usually originate from dead standing trees.

2.7 Freshness

Logs can be either fresh or not fresh, but freshness is not grounds for an individual log to be classed as non-merchantable. A log is regarded as fresh if the bark is easily removed, which is assessed using an axe or a knife on an undamaged part of the bark. The inner bark must be white and moist for the log to be classed as easily debarked. Logs may be inspected for freshness while they are loaded on the truck.

2.8 Foreign matter, contaminated logs

Pulpwood logs must not contain coal, soot, plastic, rubber, stones, or metal. There must be no embedded gravel in the wood or bark. The fraction size of gravel is 2-20 mm and of stones > 20 mm. Logs may not be impregnated, painted, processed, or used for other purposes for long periods. Processing does not include debarked timber.

Pulpwood logs must not be contaminated with inorganic material smaller than 2 mm. A log is classed as contaminated if more than half the area of one end surface and more than half of the log length is contaminated.

3 Grading of stacks as Prima or Sekunda class

3.1 Introduction and grading table

A stack is timber loaded on a vehicle, trailer or railway truck, with side banks that give the stack straight sides. When grading a stack, visible parts are regarded as samples, the grading of which forms the basis for the stack being graded into Prima or Sekunda classes. A stack that is classed as merchantable in the delivery check, but in the subsequent grading is found to not fulfil the requirements for Sekunda class, is classed as Reject.

Grading of a stack assumes that the log grader can:

- see one long side of the stack and the log ends in at least one end of the stack.
- see the other side of the stack or the top surface to a certain extent.

These correspond to the normal conditions when measuring on a measuring platform or by using photos. All grading requirements are carefully checked through log-by-log measurements on randomly selected stacks.

Reason(s) why the stack is graded as Sekunda or Reject must be recorded. Any subdivision of the stack volume into different products, for example by tree species or species group, is not

taken into account in the grading¹. The entire stack is graded in the same quality class. In this chapter, hardwood pulpwood refers to all assortments made up of deciduous trees (see Section 2.1). Softwood pulpwood also comprises mixed-species pulpwood and Lodgepole pulpwood unless stated otherwise.

Table 1 shows the requirements for grading a stack as Prima or Sekunda. Percentages relate to proportion of volume, except for forest rot, where the percentage relates to the end surface of the stack. Tables 2 and 3 should be used for “Incorrect species, dry logs” and “Branch stub, fork, dimensions”. These are based on counting the number of visibly incorrect or defective logs.

Table 1. Requirements for grading stacks into Prima and Sekunda quality classes. A stack that does not satisfy the requirements for Sekunda class may, on agreement, be classed as Reject.

Reason	Prima			Sekunda		
	Spruce pulpwood	Softwood pulpwood	Hardwood pulpwood	Spruce pulpwood	Softwood pulpwood	Hardwood pulpwood
Incorrect species, dry logs	Max 1%	Max 1%	Max 1%	Max 2%	Max 5%	Max 2%
Forest rot (% of end surface of stack)	Max 2%	Max 5%	Max 5%	Max 2%	Max 25%	Max 25%
Branch stub, fork, dimension (excl. overdimensioned)	Spruce and coniferous pulpwood max 10% Lodgepole and deciduous pulpwood max 20%					
Overdimensioned	Not permitted					
'Dirty' logs	Max 5%					
Foreign matter	Not permitted					

3.2 Incorrect species, dry logs

In Prima pulpwood, the maximum proportion of incorrect species or dry logs is 1%. In Sekunda spruce or hardwood pulpwood, the maximum proportion of incorrect species or dry logs is 2%. In Sekunda softwood pulpwood, the maximum proportion of incorrect species or dry logs is 5%. When grading is based on photos or the stack is graded from a measurement bridge, Table 2 is used. This is because these errors/defects can be detected in both the sides and end surfaces of the stack. Where the stack contains unsatisfactory logs with volumes considerably deviating from the average log, the number of logs is adjusted.

On agreement, timber batches containing dry logs can be recorded as a separate assortment. In such cases, an unlimited quantity of dry logs are permitted, see Appendix 1.

¹ When pulpwood is divided into permitted tree species, the total must be 100%. Example: a stack of hardwood pulpwood in which birch and aspen are permitted is assessed to contain 45% birch, 45% aspen and 10% alder. The stack is recorded as Reject on the grounds of incorrect species, 50% birch and 50% aspen.

Table 2. Assessment of the stack's quality class in terms of incorrect species and dry logs, i.e. wood errors/defects that can be detected in sides and end surfaces of the stacks.

		Number of visible unsatisfactory logs											
		1	2	3	4	5	6	7	8	9	10	12	14
Number of logs in the stack	50 (0-75)	Reject for all pulpwood	Reject for all pulpwood	Reject for all pulpwood	Reject for all pulpwood	Reject for all pulpwood	Reject for all pulpwood	Reject for all pulpwood	Reject for all pulpwood	Reject for all pulpwood	Reject for all pulpwood	Reject for all pulpwood	Reject for all pulpwood
	100 (75-125)	Sekunda for all pulpwood	Reject for all pulpwood	Reject for all pulpwood	Reject for all pulpwood	Reject for all pulpwood	Reject for all pulpwood	Reject for all pulpwood	Reject for all pulpwood	Reject for all pulpwood	Reject for all pulpwood	Reject for all pulpwood	Reject for all pulpwood
	150 (125-175)	Sekunda for all pulpwood	Sekunda for all pulpwood	Reject for all pulpwood	Reject for all pulpwood	Reject for all pulpwood	Reject for all pulpwood	Reject for all pulpwood	Reject for all pulpwood	Reject for all pulpwood	Reject for all pulpwood	Reject for all pulpwood	Reject for all pulpwood
	200 (175-225)	Prima for all pulpwood	Sekunda for all pulpwood	Sekunda for softwood pulpwood, Reject for spruce and hardwood pulpwood	Reject for all pulpwood	Reject for all pulpwood	Reject for all pulpwood	Reject for all pulpwood	Reject for all pulpwood	Reject for all pulpwood	Reject for all pulpwood	Reject for all pulpwood	Reject for all pulpwood
	250 (225-275)	Prima for all pulpwood	Sekunda for all pulpwood	Sekunda for softwood pulpwood, Reject for spruce and hardwood pulpwood	Sekunda for softwood pulpwood, Reject for spruce and hardwood pulpwood	Reject for all pulpwood	Reject for all pulpwood	Reject for all pulpwood	Reject for all pulpwood	Reject for all pulpwood	Reject for all pulpwood	Reject for all pulpwood	Reject for all pulpwood
	300 (275-325)	Prima for all pulpwood	Sekunda for all pulpwood	Sekunda for softwood pulpwood, Reject for spruce and hardwood pulpwood	Sekunda for softwood pulpwood, Reject for spruce and hardwood pulpwood	Sekunda for softwood pulpwood, Reject for spruce and hardwood pulpwood	Reject for all pulpwood	Reject for all pulpwood	Reject for all pulpwood	Reject for all pulpwood	Reject for all pulpwood	Reject for all pulpwood	Reject for all pulpwood
	350 (325-400)	Prima for all pulpwood	Sekunda for all pulpwood	Sekunda for softwood pulpwood, Reject for spruce and hardwood pulpwood	Sekunda for softwood pulpwood, Reject for spruce and hardwood pulpwood	Sekunda for softwood pulpwood, Reject for spruce and hardwood pulpwood	Sekunda for softwood pulpwood, Reject for spruce and hardwood pulpwood	Reject for all pulpwood	Reject for all pulpwood	Reject for all pulpwood	Reject for all pulpwood	Reject for all pulpwood	Reject for all pulpwood
	450 (400-500)	Prima for all pulpwood	Sekunda for all pulpwood	Sekunda for softwood pulpwood, Reject for spruce and hardwood pulpwood	Sekunda for softwood pulpwood, Reject for spruce and hardwood pulpwood	Sekunda for softwood pulpwood, Reject for spruce and hardwood pulpwood	Sekunda for softwood pulpwood, Reject for spruce and hardwood pulpwood	Sekunda for softwood pulpwood, Reject for spruce and hardwood pulpwood	Reject for all pulpwood	Reject for all pulpwood	Reject for all pulpwood	Reject for all pulpwood	Reject for all pulpwood
	550 (500-600)	Prima for all pulpwood	Sekunda for all pulpwood	Sekunda for softwood pulpwood, Reject for spruce and hardwood pulpwood	Sekunda for softwood pulpwood, Reject for spruce and hardwood pulpwood	Sekunda for softwood pulpwood, Reject for spruce and hardwood pulpwood	Sekunda for softwood pulpwood, Reject for spruce and hardwood pulpwood	Sekunda for softwood pulpwood, Reject for spruce and hardwood pulpwood	Sekunda for softwood pulpwood, Reject for spruce and hardwood pulpwood	Reject for all pulpwood	Reject for all pulpwood	Reject for all pulpwood	Reject for all pulpwood

	Prima for all pulpwood
	Sekunda for all pulpwood
	Sekunda för softwood pulpwood, Reject for spruce and hardwood pulpwood
	Reject for all pulpwood

3.3 Forest rot

Forest rot is assessed as the proportion of rot area in one end surface of the stack. If both end surfaces of the stack are visible, an average of the proportions is calculated and recorded. In Prima and Sekunda spruce pulpwood, a maximum of 2 % rot area is permitted. In softwood or hardwood pulpwood, a maximum of 5 % is permitted in Prima stacks, and a maximum of 25 % in Sekunda stacks.




3.4 Dimensions and delimiting

In Prima and Sekunda spruce or softwood pulpwood, a maximum of 10 % of the volume is permitted to have an incorrect dimension (excl. overdimensioned) or unsatisfactory delimiting (see Sections 2.2-2.3). In Prima and Sekunda Lodgepole and hardwood pulpwood, a maximum of 20 % is permitted.

When grading is based on photos or assessed from a measurement bridge, Table 3 is used. This is because these defects can mainly be detected in stack sides. Where the stack contains unsatisfactory logs with volumes considerably deviating from the average log, the number of logs is adjusted. Underdimensioned logs can also be detected in the end surfaces of the stack. For this reason, the number of these logs is divided by four, and the product rounded down to the nearest whole number (1-3 logs = 0, 4-7 logs = 1, 8-11 logs = 2, etc).

Table 3. Assessment of the stack's quality class with regard to delimiting faults, length errors, dimension errors excluding overdimension, and crooks, i.e. wood defects that can mainly be detected in stack sides. The number of underdimensioned logs is divided by four².

		Number of visible unsatisfactory logs											
		1	2	3	4	5	6	7	8	9	10	12	14
Number of logs in the stack	50 (0-75)	Prima for all pulpwood	Prima for all pulpwood	Prima for all pulpwood	Prima for all pulpwood	Prima for all pulpwood	Prima for all pulpwood	Prima for all pulpwood	Prima for all pulpwood	Prima for all pulpwood	Prima for all pulpwood	Prima for all pulpwood	Prima for all pulpwood
	100 (75-125)	Prima for all pulpwood	Prima for all pulpwood	Prima for all pulpwood	Prima for all pulpwood	Prima for all pulpwood	Prima for all pulpwood	Prima for all pulpwood	Prima for all pulpwood	Prima for all pulpwood	Prima for all pulpwood	Prima for all pulpwood	Prima for all pulpwood
	150 (125-175)	Prima for all pulpwood	Prima for all pulpwood	Prima for all pulpwood	Prima for all pulpwood	Prima for all pulpwood	Prima for all pulpwood	Prima for all pulpwood	Prima for all pulpwood	Prima for all pulpwood	Prima for all pulpwood	Prima for all pulpwood	Prima for all pulpwood
	200 (175-225)	Prima for all pulpwood	Prima for all pulpwood	Prima for all pulpwood	Prima for all pulpwood	Prima for all pulpwood	Prima for all pulpwood	Prima for all pulpwood	Prima for all pulpwood	Prima for all pulpwood	Prima for all pulpwood	Prima for all pulpwood	Prima for all pulpwood
	250 (225-275)	Prima for all pulpwood	Prima for all pulpwood	Prima for all pulpwood	Prima for all pulpwood	Prima for all pulpwood	Prima for all pulpwood	Prima for all pulpwood	Prima for all pulpwood	Prima for all pulpwood	Prima for all pulpwood	Prima for all pulpwood	Prima for all pulpwood
	300 (275-325)	Prima for all pulpwood	Prima for all pulpwood	Prima for all pulpwood	Prima for all pulpwood	Prima for all pulpwood	Prima for all pulpwood	Prima for all pulpwood	Prima for all pulpwood	Prima for all pulpwood	Prima for all pulpwood	Prima for all pulpwood	Prima for all pulpwood
	350 (325-400)	Prima for all pulpwood	Prima for all pulpwood	Prima for all pulpwood	Prima for all pulpwood	Prima for all pulpwood	Prima for all pulpwood	Prima for all pulpwood	Prima for all pulpwood	Prima for all pulpwood	Prima for all pulpwood	Prima for all pulpwood	Prima for all pulpwood
	450 (400-500)	Prima for all pulpwood	Prima for all pulpwood	Prima for all pulpwood	Prima for all pulpwood	Prima for all pulpwood	Prima for all pulpwood	Prima for all pulpwood	Prima for all pulpwood	Prima for all pulpwood	Prima for all pulpwood	Prima for all pulpwood	Prima for all pulpwood
	550 (500-600)	Prima for all pulpwood	Prima for all pulpwood	Prima for all pulpwood	Prima for all pulpwood	Prima for all pulpwood	Prima for all pulpwood	Prima for all pulpwood	Prima for all pulpwood	Prima for all pulpwood	Prima for all pulpwood	Prima for all pulpwood	Prima for all pulpwood

	Prima for all pulpwood
	Prima for hardwood and lodgepole pulpwood, Reject for spruce and softwood pulpwood
	Reject for all pulpwood

3.5 Overdimensioned logs

Overdimensioned logs are not permitted in either Prima or Sekunda pulpwood. For the assortment "thick pulpwood" the maximum diameter is 1250 mm, and for other assortments the maximum diameter is 700 mm.

3.6 Foreign matter, contaminated logs

Stacks, or logs in stacks, may not contain foreign matter (see Section 2.8).

A maximum of 5% of the stack volume may comprise logs that have been contaminated by soil on landings or in the forest.

4 Assessment of freshness and storage rot

Grading of a stack into a quality class may, on agreement, be supplemented with an assessment of freshness and/or storage rot. Such agreements require graders to be present at the measurement site, i.e. grading may not be based on remote measurement using photos.

² Table 3 in the Measurement Regulations assumes that, for every visible incorrect log, there are at least four more in the stack (Upward Adjustment Factor 5). This factor is based on studies carried out before the grading system with Prima/Sekunda classes was introduced.

Agreements on inspection by a grader may be made for measurement sites where measurement is usually carried out in the form of remote measurement.

Wood that, on delivery, satisfies the requirement regarding the permitted number of weeks of storage is regarded as fresh. On agreement, other regulations than those described in Table 4 may be applied.

Table 4. Permitted number of summer storage weeks from the week of felling for the pulpwood to be classed as fresh.

Summer period		Permitted number of summer storage weeks	
Southern Sweden	Northern Sweden	Spruce pulpwood	Other pulpwood
1/4 - 31/10	1/5 - 30/9	four weeks	eight weeks

- *Southern Sweden is Götaland and Svealand except the county of Dalarna and Torsby municipality in the county of Värmland. Northern Sweden is the counties of Norrland and Dalarna and Torsby municipality in the county of Värmland (division according to the Swedish Forestry Act).*
- *The location (part of Sweden) refers to the storage location, not the grading location.*

Spruce pulpwood may be inspected if the felling week is unknown, or if the permitted number of weeks has been exceeded. Dry logs and logs of incorrect species are exempt from the inspection. For a stack to be classed as fresh, at least 90 % of its volume must be assessed as fresh. Other pulpwood may also be inspected if the permitted number of summer storage weeks has been exceeded. Easily debarked wood is classed as fresh.

For a stack to be classed as storage decayed, at least 10% of its volume must comprise logs with storage decay.

Wood that is not classed as fresh or storage decayed may, on agreement, be classified with a special assortment code (see Section 2.1).

5 Grading based on control group

When grading is based on a control group, all units in the group are first measured using a simple procedure (stack measurement, weighing, counting). A sample is then selected randomly and carefully graded and/or certain properties measured. The information obtained is then used to produce a group conversion figure that is used to adjust the quantity, and in certain cases, quality shown in the simple measurement and/or to convert it to a different measurement unit.

Control group measurement can be divided into two categories,

1. A group where the quality (the grading class of the stack) is determined in the simple measurement.
2. A group where the quality is not determined in the simple measurement.

Group where the quality (the grading class of the stack) is determined in the simple measurement.

For this category, the quantity and quality class is determined for every stack in the simple measurement (quality class according to the regulations in Chapter 3). The quantity from the simple measurement is adjusted on the basis of the results from the more comprehensive measurement. The quality class of the stack is not determined in the comprehensive measurement. The result is shown in the form of a group-adjusted volume (m^3_{sub}) and the distribution of this volume by quality class.

Group where the quality is not determined in the simple measurement.

For this category, which can apply to loads on trains, boats, etc, the quality (proportion of non-merchantable logs) is determined on the basis of the sample units (using log-by-log measurement). On agreement, the measurement of the sample units may include measurement and recording of logs with storage decay. Logs with 10-33% storage decay in the cross-section may, on agreement, be counted as merchantable and recorded with a special code.

Rot area (forest rot) is converted to rot volume, using the following conversion figures:

- Softwood species 25 litres / dm^2 rot area (northern Sweden)
27 "-" (southern Sweden)
- Hardwood species 32 "-" (all of Sweden)

The results from the sample units are applied to the entire group. The result is shown in the form of a group-adjusted volume (m^3_{sub}) and the proportion of non-merchantable volume, divided according to the reasons for being 'non-merchantable'.

Storage decay

For wood imported by boat to Sweden between 1 August and 30 November, it is recommended that the proportion of storage decay be determined. An alternative that is suitable when wood is unloaded from boats is to place bundles of logs to one side at a certain frequency (bundle method). The wood is cut at the ends of all logs in the sample.

Freshness

Freshness can only be determined in connection with the simple measurement.

6 Checks of grading

Quality grading is checked on randomly selected stacks (measurement units). The check is to be carried out as a new grading of the stack in the condition it was in at the time of the original grading, for example regrading using photos.

If the distribution of products is included in the grading forming the basis for payments in a commercial transaction, this is to be checked. The entire sample stack (or corresponding measurement unit) is then to be measured log-by-log.

In check grading of larger batches where the quality is not determined in the simple measurement, the check is carried out on randomly selected logs from the sample units.

Checks do not include freshness or storage decay.

It must be possible to present the results from the check grading as:

- Accuracy percentage: The proportion of stacks/logs whose original grading corresponds with the check grading.
- Randomly adjusted accuracy percentage: A key figure where the accuracy percentage is adjusted according to an accuracy percentage determined randomly.
- Quality value deviation: The difference between the value indicated by the original measurement and the value based on the original measured volume and distribution of products, the check grading's distribution of products, and the checked grading class. Consequently, this calculation does not include any errors in determining the stack volume.
- Value deviation: The difference between the value indicated by the original measurement and that indicated by the check grading when deviations in quantity measurements have been taken into account.
- A relative pricelist is to be used for calculating quality value deviations and value deviations.

7 Revision history

23 February 2006	Instructions adopted by the Council for Measurement and Reporting, with recommended application from 1 August 2006 (VMR 1-06). The instructions replaced Chapter 4 in the Measurement Instructions VMR 1-99.
1 January 2014	The instructions may be applied in accordance with the decision of the SDC Board. The instructions are introduced after decisions made in each measuring company. Title change from " <i>Measurement Instructions for Pulpwood</i> " to " <i>Quality Requirements for Pulpwood</i> ". The section " <i>Quantity determination</i> " is moved to other instruction documents.
1 January 2016	Addition: <ul style="list-style-type: none"> • The measured assortment, such as hardwood pulpwood, may be divided according to tree species or species groups. • Basic requirement to inform those concerned in the event of suspicion that a delivery of imported roundwood contains toxins or radioactivity • Logs may not be impregnated, painted, processed or used for long periods for other purposes. • Minimum length of 270 cm for varying lengths in VMF Nord The concept of "satisfactorily fresh" is deleted. The component tree species for spruce pulpwood is changed to include Sitka spruce on agreement.
1 August 2016	Title changed from "SDC Instructions" to "Swedish Instructions".
1 January 2017	Section 2.3: Text correction, "length of branch is less than..." Chapter 4: Updated titles for results of checked measurements.
1 January 2019	VMF Syd, VMF Qbera, VMF Nord and SDC merged to form Biometria
1 August 2019	Grading quality classes of stacks called Prima and Sekunda. Measurement Instruction and Application Guideline combined into one document. Includes appendices 2 and 4. Minimum length of 290 cm for varying lengths throughout the country Same limit for branch stub/crook height, 16 cm, for all pulpwood assortments. The limit on the permitted amount of forest rot in an individual log is deleted. Changed definition of dry log. Appendices added. <ul style="list-style-type: none"> • Use of Assortment Code 16 • Summary of agreement-based regulations
1 January 2020	Section 2.2: Definition of "thick pulpwood". More precise information about assortments 18 and 19 in Appendix 1. Appendix 5 added.
1 October 2020	Title changed to "Swedish regulations..." Figure 1 adjusted.
1 April 2021	Chapter 2.2. Buttress where biggest diameter is more than three times the lowest diameter is equated with delimiting errors. Chapter 2.3. To be considered a fork, the fork limb must be at least half the main stem's diameter under bark.

Appendices

Appendix 1 Use of Assortment Codes 16, 18 and 19

Assortment code 16 (may include pulpwood suitable for sawing, special pulpwood)

On 29 May 2019, the Board of Biometria adopted the following regulations for the use of Assortment Code 16. The aim of the regulations is to:

1. Identify the sawable proportion in pulpwood deliveries
2. Enable trading of timber batches containing timber damaged by bark beetle (dry logs)

The timber should be recorded as Assortment 16 (recorded assortment), after which the timber is divided according to product (divided assortment). The entire measurement unit/stack is included in the volume that forms the basis for grading in accordance with Chapter 3, i.e. all the sub-assortments, including 'Sawable'.

Table 5. Use of Assortment Code 16 for batches with dry logs and for identifying the proportion of sawable logs in pulpwood deliveries.

Assortment (recorded assortment)	Quality regulations	Dry logs	Distribution of products (sub-assortments)	Requirements for sub-assortment 'Sawable'		
				Min. diameter	Max. proportion of rot in log end	Max. yield loss
1600	Softwood pulpwood	Unlimited	Pine, spruce, 'sawable'.	14 cm or 18 cm	5%	120 cm
1690	Softwood pulpwood	Prima 1%, Sekunda 5% (incl. incorrect species)	Pine, spruce, 'sawable'.	14 cm or 18 cm	5%	120 cm
1620	Spruce pulpwood	Prima 1%, Sekunda 2% (incl. incorrect species)	Spruce, 'sawable'.	14 cm or 18 cm	5%	120 cm

Assortment Code 18 (Thick pulpwood)

When using the assortment 'Thick pulpwood', the maximum log diameter (the largest individual diameter measurement) must be between 600 mm and 1250 mm under bark. When stacks are graded as Prima or Sekunda class, logs whose diameter is less than 600 mm are counted as underdimensioned. For such logs, the limits apply as stated in Table 1, page 8, row "Branch, fork, dimension". This means for spruce- och softwood pulpwood, a maximum of 10% of the stack volume, and for Lodgepole and hardwood pulpwood 20%. Because the number of logs is often low, the grading must be based on other factors than those in Table 3.

Assortment Code 19 (dry logs may be included)

In Assortment 19, unlimited numbers of dry logs may occur. Compared with Assortment 1600, Assortment Code 19 is used when there is no need to identify a sawable proportion of the volume.

Appendix 2. Reason codes used in log-by-log and stack measurement

Table 6 shows the reason codes used for non-merchantable logs (log-by-log measurement) and stacks not classified as Prima class (stack grading). If there is more than one reason for the log/stack, the reason with the lowest number in the table is recorded. In stack measurement, crook width, incorrect length, underdimension and preparation are compiled in Reason 7.

Table 6. Reason codes used in log-by-log and stack measurement.

Reason	Log-by-log measurement	Stack grading	
	(non-merchantable)	Sekunda	Reject / Measurement refusal
	Reason code	Reason code	Reason code
Incorrect species, dry logs	1	1	1
Width of crook	2		7
Forest rot	-	3	3
Thick logs	4	-	4
Incorrect length, underdimension	5		7
Preparation (branches, forks, buttress, etc.)	7	-	7
Dirt covered	-		8
Contamination (coal, soot, plastic, stones, metal, etc.)	8	-	8
Storage decay	9*		9*

*Storage decay is not part of grading in Prima/Sekunda classes.

Appendix 3. Summary of agreement-based regulations

Chapter 1.3. Basic requirements for grading - delivery check

- On agreement, non-merchantable stacks can be recorded as a different assortment, assuming that the requirements for this assortment are satisfied.

Chapter 2. Quality requirements relating to individual logs

- The tree species that can be approved in an assortment may be decided by agreement.
- Assortments such as hardwood pulpwood may be divided according to tree species (groups) / products. Other grounds for division than tree species may be applied; see appendix on use of Assortment Code 16.
- Requirements regarding dimensions may be decided by agreement.
- For beech pulpwood, requirements regarding delimiting may be decided by agreement.
- Storage decay: With the exception of spruce pulpwood, logs with 10-33% storage decay in the cross section may be merchantable and recorded with a special code.

Chapter 3. Grading of stacks as Prima or Sekunda

- On agreement, a stack that does not satisfy the requirements for Sekunda class may be classed as Reject.

Chapter 4. Assessment of freshness and storage damage

- Grading of a stack into a quality class may, on agreement, be supplemented with an assessment of freshness and/or storage damage.
- On agreement, other regulations may be applied regarding the maximum number of permitted summer storage weeks than those presented in Table 4.

Appendix 4. Table for assessing rot proportion

In stack measurement, the proportion of rot is assessed in the end surface of the stack. If both end surfaces of the stack are visible, an average of the proportions is calculated and recorded. To simplify assessment of the rot proportion, the first step can be to estimate the rot area in dm². The table below can then be used to convert the rot area to an end surface percentage. The table is based on:

- Bank width 230 cm
- Wood volume percentage: Spruce/softwood pulpwood 56% / Hardwood pulpwood 48%

Table 7. Table for calculating the proportion of rot in the end surface of a stack

Spruce pulpwood									
	Rot area in dm ²								
Stack height	2	4	6	8	10				
cm	Rot area percentage for the stack %								
100	2	3	5	6	8				Prima
150	1	2	3	4	5				Sekunda
200	1	2	2	3	4				Reject
250	1	1	2	2	3				
300	1	1	2	2	3				
Softwood pulpwood									
	Rot area in dm ²								
Stack height	10	15	25	50	75				
cm	Rot area percentage for the stack %								
100	8	12	19	39	58				
150	5	8	13	26	39				
200	4	6	10	19	29				
250	3	5	8	16	23				
300	3	4	6	13	19				
Hardwood pulpwood									
	Rot area in dm ²								
Stack height	10	15	25	50	75				
cm	Rot area percentage for the stack %								
100	9	14	23	45	68				
150	6	9	15	30	45				
200	5	7	11	23	34				
250	4	5	9	18	27				
300	3	5	8	15	23				

Appendix 5. Forest rot in pulpwood - instruction for assessment


Forest rot in spruce is mainly caused by the root rot fungi, *Heterobasidion annosum*. The fungi attacks the tree from the root, and spreads up through the tree, usually in its central parts. Depending on the stage of the rot, the rot is called:

- aniline wood
- light, solid rot
- dark, solid rot
- soft rot/rot holes

In accordance with Section 2.4, forest rot is a quality defect if it is dark and/or soft. However, aniline wood and light, solid rot is permitted in pulpwood. In practical measurement of a stem cross-section with rot, it can be difficult to determine which type of rot is involved and the extent of the rot. As a practical guideline for assessment, the following apply:

Type of rot	Action
Aniline wood	None
Aniline wood with enclosed light, solid rot	None
Patches of dark rot	Areas of dark rot are counted
Continuous band/ring of dark rot. Light, solid rot inside this ring.	Only the area of the ring is counted
Continuous central dark rot	The entire area is counted

The first two examples below show how it is often difficult to decide between light and dark rot. These are followed by four examples of rot in different stages.



Disc with moderate brown forest rot. The rot is assessed as dark rot. The entire dark area is counted as rot damaged.



Disc with ring-shaped dark, solid rot. The rot inside the ring has a colour shade that is on the limit of what can be accepted as 'light' rot. Only the area of the ring is counted as rot damaged.



The disc contains aniline wood, which marks the tree's defence zone against root rot attack. The wood is not rot damaged in this stage.



Disc with patches of dark, solid rot. Only these are counted. Slightly developed aniline wood.



A clear, dark zone marks the boundary between the rot in the middle of the disc and the aniline wood. The entire dark area is assessed as dark rot. If the rot continues to develop, it first becomes soft rot and finally forms a rot hole.



In this disc, light, solid rot has formed inside a weakly coloured zone of aniline wood. Light, solid rot is not counted.

Swedish Regulations for Timber Measurement are adopted by the Biometria Board on the basis of recommendations from RMR (Council for Measurement and Reporting). The documentation for RMR is prepared by the Biometria department for development and IT.

The regulations are published on www.biometria.se.

Postal address
Biometria ek för
Box 89
751 03 UPPSALA

W: www.biometria.se

E: info@biometria.se

T: 010-228 50 00